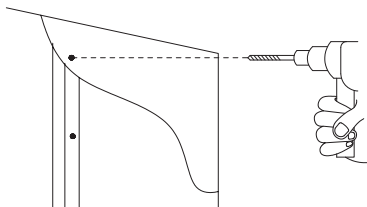
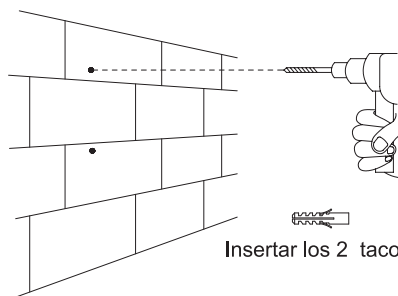


3



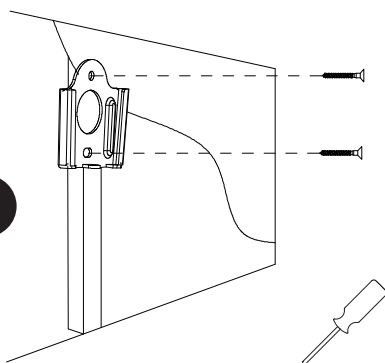
3



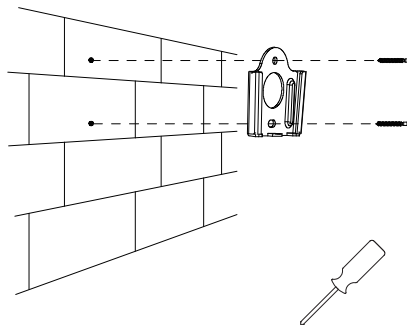
Insertar los 2 tacos de 8mm (B).



4



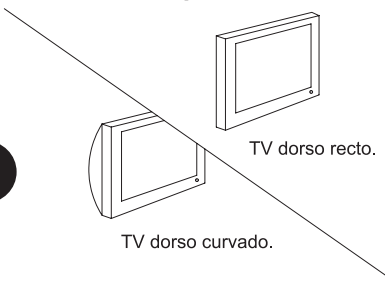
4



Sin espaciador y tornillo corto (C) o (F)



5



TV dorso recto.

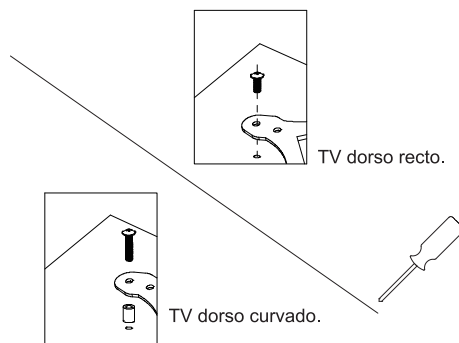
TV dorso curvado.



Con espaciador (E-H) y tornillo largo (D-G)



6

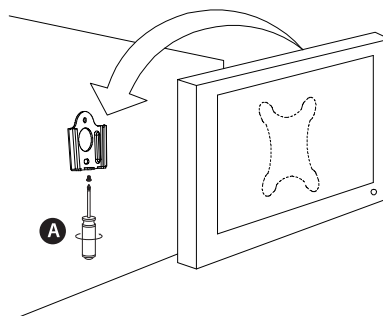


TV dorso recto.

TV dorso curvado.



7



A

ELECTRO DH S.A.

c/ Fortuna 29, Hospitalet de Llobregat 08902

Barcelona

NIF. A08278293

España



Hecho en China.

A Utilizar tornillo (C) M4x12mm para fijar las dos platinas y asegurar y fijar el TV.